



PPE Inspection form

How to inspect your ropes.

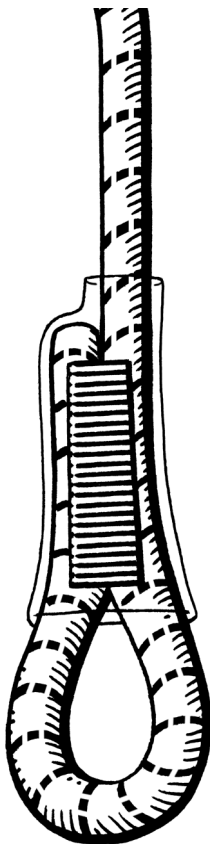
Owner:

Style of rope:

Serial #:

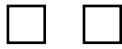
Date of inspection:

Date of first use:



If there is any doubt or failure, the harness should not be used.

Visual check of the safety components:



Readable labels present?
(Age of rope)



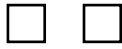
Check rope
(cuts, burns, wear, chemical marks, dents, coils, kinks, etc.)



Check stitching
(cut, worn, coloured or disorderd threads)



Check sewn end-termination
(overloaded, wear, cuts, other damages)



Check knot (knot correct with application)



Check compatibility of connector



Check condition of protective components
(textile cover, pvc cover, thimble, etc.)



Check friction components (wear patterns)

Operational check



Check hardware is in the right position



Check length with length on label



Check rotation and movement of moving parts
(must run freely)

In Service:

Yes No

Comments: