


**M140  
Grater  
Rope Protection**




EYOLF Inc.  
191 Gregson Ct  
Fergus ON  
N1M2W8 Canada  
Tel: +1 519 787 1581  
Email: info@eyolf.ca  
www.eyolf.ca


**Maintenance**




**Important info**





**Questions**



**Storage**



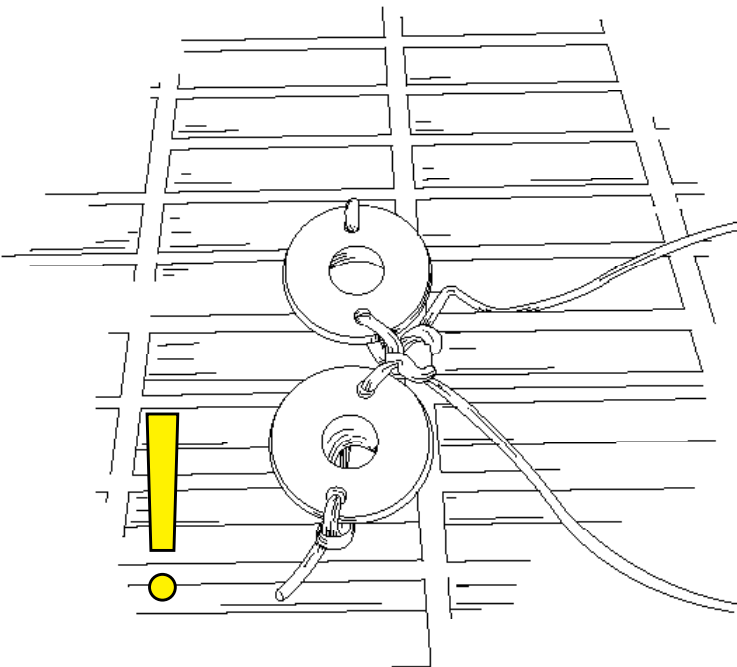
**Inspection & repairs**

Drawing 1


NOTE: Do not use rope protector without tying it off so it can't move around.

Also important is to make sure the floor is secure and cannot move.



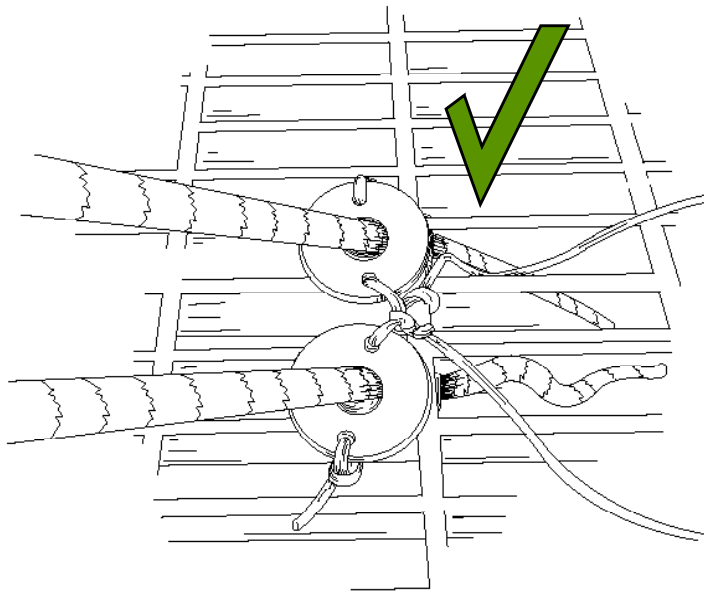
Drawing 3

NOTE: Tie off the rope protector securely.



Drawing 2

NOTE: Do not put rope through the rope protector under angle.



Drawing 4

NOTE: Each rope has its own rope protector.

Ropes hanging straight and rope protector are tight off.

Always make sure you have an equal, redundant backup system.

**Use in extreme environment**

- Use of any PPE in extreme environments can be dangerous. It is important to do appropriate testing before using our products in environments such as extreme cold or high temperatures (working temperatures are -30 degrees up to 60 degree Celsius). Chemicals, dust, sand, other foreign materials, electrical power, grinding and chafing should be avoided. If you have any questions contact us and we can help you determine the effects.

**Inspection** - An examination should be carried out before the product is put into service. Periodic examinations should take place at least once a year, taking into account factors such as legislation, equipment type, the frequency of use, and environmental conditions. A periodic exam should be carried out by a competent person.

For complex items such as self-retractable lifelines please contact us for further details. Before each use, visually inspect to ensure the product is in serviceable condition and operates correctly. If any compromises are found, do not use the product and retire it. Do not use again until a competent person states in writing that it is acceptable for use. A pre-use check by the user may not be applicable if the user is under the supervision of a competent person or in the case of emergency use where the product has been pre-packed or sealed by a competent person. **Maintenance** - Always keep the product clean and dry. Any excess moisture should be removed with a clean, dry cloth and then allowed to dry naturally in a warm room away from direct heat. Rinse in clean cold water (max. 40°C) with a soft detergent (within a pH range of 5.5 to 8.5).

Rinse properly in clean cold water and, if needed to disinfect, use a solution of water with alcohol. Do not use bleach! Follow these instructions and if in doubt about the disinfecting method please contact us for further details. **Storage - Transportation** - After cleaning, store unpacked in a cool, dry, dark place away from direct sunlight, excessive heat sources, sharp edges, vibration or other possible causes of damage. Do not store when wet or in a damp area >70% Humidity. If a long shelf life is required it is advisable to store in a moisture-proof package, like a polyethylene bag. **Read the manual and keep it** - Keep the user instructions/information accessible as a permanent record on- and off-site. Keep a copy of the manual with the product at all times.

**EN**

Thank you for using an Eyolf product. We have done everything possible to ensure that the information provided in this manual is accurate at the time of publication. However, we do not guarantee that this information will remain up to date, as many products and techniques change over time.

Mountaineering, climbing, caving, working at height and other related activities are inherent dangerous due to outside factors and hidden risks. **Not** understanding, taking precautions and eliminating these risks can lead to serious injuries and death.

If in doubt do not use the product!

Contact us if you have any questions or concerns.

**Warranty**

Equipment offered by Eyolf Inc. are warranted against factory defects in workmanship and materials for a period of three years from date of installation or use by the owner, provided that this period shall not exceed three years from the date of manufacturing (see label on product). Upon notice in writing, Eyolf Inc. will promptly repair or replace all defective items. Eyolf Inc. reserves the right to elect to have any defective item returned to its plant for inspection before making a repair or replacement. This warranty does not cover equipment damages resulting from abuse, damage in transit, or other damage beyond the control of Eyolf Inc. This warranty applies only to the original purchaser and is only one of applicable to Eyolf products, and is lieu of all other warranties, expressed or implied.

**Warning**

**Medical condition** - It should be understood that working at height and the use of equipment to do so, involves a certain amount of physical and mental exertion. Certain medical conditions are a definite contra-indication to the safe use of the equipment and working at height.

**Training** - Training and assessment of competency are essential before using this product. Users must be aware of the limitations, precautions and the dangers of misuse.

**Risk assessment** - rescue plan A risk evaluation and a quick response rescue plan should be in place prior to any activities at height. For instance, if the risk assessment carried out before the start of work shows that loading in the case of use over an edge is possible, appropriate precautions should be taken. A risk assessment is also necessary to deal with any emergencies that could arise during the work/exercise. Relying upon a local emergency rescue team is not a rescue plan.

and could get you in severe trouble as they might not be capable or take too long to perform a rescue. Have a suitable rescue plan in place!

**Repairs** - Do not make any alterations or additions to the product without the manufacturer's prior written consent. Repairs shall only be carried out in accordance with manufacturer's procedures. Without consent, any repair or alterations should be done by the manufacturer.

**Intended use** - The product has been tested for specific use. Do not use the product other than indicated without the consent of the manufacturer.

**Compatibility** - Make sure that each item in an assembly can be used together and work as a system. Compatibility needs to be checked prior to use. Check individual manuals for each item and see if they can be used together.

**Safe use** - When working at height or other related activities such as rope access, never rely on a single piece of equipment.